

Cost-based evaluation

Lecture 10

Outline

- Performance measure: error rate
- Generating test set
- Predicting performance interval
- Comparing two classifiers
- ▶ • **Cost-based evaluation**

The Inadequacy of Accuracy

- As the **class distribution** becomes more **skewed**, evaluation based on accuracy breaks down.
 - Consider a dataset where the classes appear in a **999:1** ratio.
 - A simple rule, which classifies every instance as the majority class, gives a **99.9%** accuracy – no further improvement is needed!
- Evaluation by classification accuracy also assumes **equal error costs**---that a false positive error is equivalent to a false negative error.
 - In the real world this is rarely the case, because classifications lead to actions which have consequences, sometimes grave.

Cost-based evaluation

- In practice, different types of classification errors often incur different costs
- The rare class is often denoted as positive
- The *confusion matrix*:

		Predicted class	
		Yes	No
Actual class	Yes	True positive	False negative
	No	False positive	True negative

Terminology

- The *confusion matrix*:

		Predicted class	
		Yes	No
Actual class	Yes	True positive	False negative
	No	False positive	True negative

True positives (TP) – the number of positive examples correctly predicted as positives

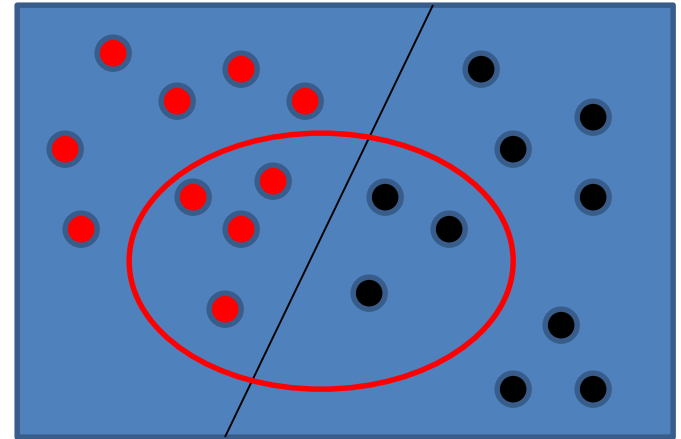
False negatives (FN) – the number of positive examples wrongly predicted as negatives

False positives (FP) – the number of negative examples wrongly predicted as positives

True negatives (TN) – the number of negative examples correctly predicted as negatives

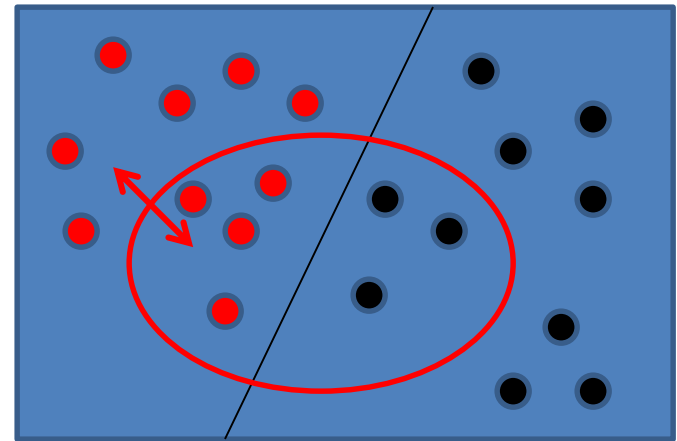
Terminology. Fractions

- Suppose you want to know what are all positive instances in your dataset (red dots)
- The classifier outputs as positives the instances inside the oval



Terminology. TPF, sensitivity or recall

- Suppose you want to find all positive instances in your dataset (red dots)
- The classifier outputs as positives the instances inside the oval
- True positive rate (fraction):
 $TPF = TP / \text{all positives}$
- In the example: 4 red dots out of 10 red dots – $TPF = 0.4$
- Also called: sensitivity or recall
- High sensitivity or high recall mean that classifier found most of the relevant positive instances



Examples:

high-sensitive HIV test- if the person is sick, it will be diagnosed with high-probability

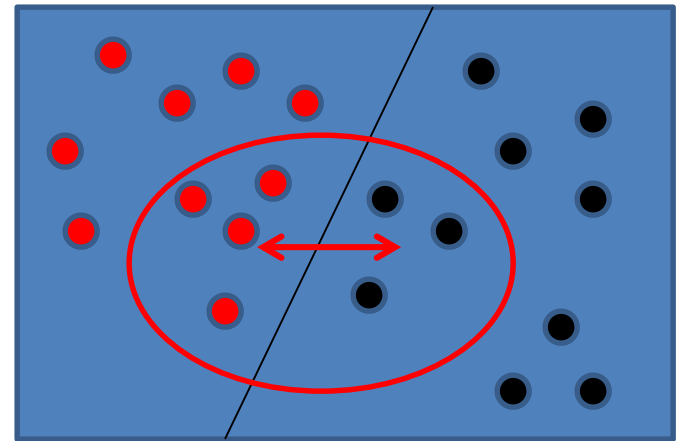
High-recall document query: the query brought most of the relevant documents

Terminology. Precision

- Suppose you want to find all positive instances in your dataset (red dots)
- The classifier outputs as positives the instances inside the oval
- Precision (fraction):
 $\text{precision} = \text{TP} / (\text{TP} + \text{FP})$
- In the example: 4 red dots out of 7 total dots which are all identified as positive

Precision = 4/7

- High precision means that classifier returned more relevant results than irrelevant



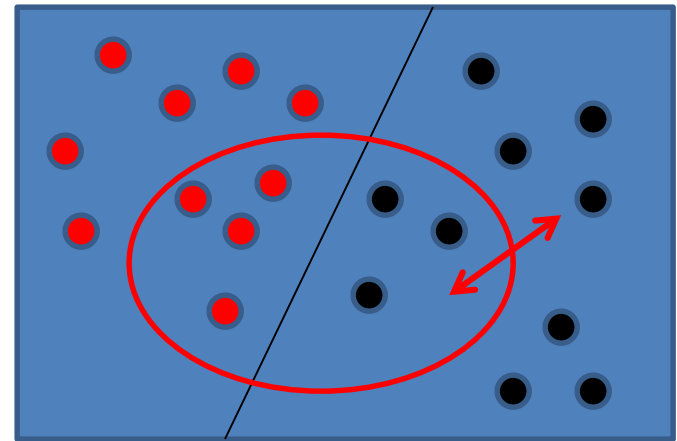
Highly precise HIV test – whoever is classified as HIV-positive is most probably sick

Terminology. False Positive Fraction

- Suppose you want to find all positive instances in your dataset (red dots)
- The classifier outputs as positives the instances inside the oval
- False Positive Rate(fraction):
 $FPF = FP / (\text{all negatives})$
- In the example: 3 black dots out of 10 total dots which represent all negative instances

$$FPF = 3/10$$

- High FPF means that classifier is not very specific – it brings a lot of irrelevant results



Example: mammography

If the person is diagnosed, it is not very likely to be really sick

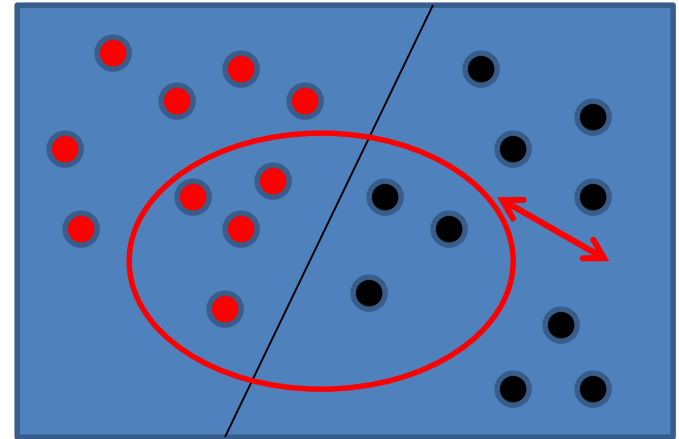
Terminology. Specificity

- Suppose you want to find all positive instances in your dataset (red dots)
- The classifier outputs as positives the instances inside the oval
- Specificity (fraction):
 $\text{specificity} = \text{TN} / (\text{all negatives})$
- In the example: 7 black dots which are left outside of the positive prediction out of total 10 negative instances

Specificity = $7/10$

- High specificity means that if classifier identifies something as positive, it is a high probability that it is indeed positive

Specificity + FPF = 1.00



Highly-specific test means that it is very low probability to be classified as positive, if the person is indeed negative

Counting the cost. Example

		Predicted class	
		Class +	Class -
Actual class	Class +	-1	100
	Class -	1	0

For example,
HIV diagnostic
test

Cost matrix

- A cost matrix encodes the penalty of classifying records of one class as another. A negative value represents an award for making a correct classification

Counting the cost. Example

		Predicted class	
		Class +	Class -
Actual class	Class +	-1	100
	Class -	1	0

Cost matrix

		Predicted class	
		Class +	Class -
Actual class	Class +	150	40
	Class -	60	250

Confusion matrix for Classifier A

		Predicted class	
		Class +	Class -
Actual class	Class +	250	45
	Class -	5	200

Confusion matrix for Classifier B

The total cost of model A = $150 \cdot (-1) + 60 \cdot 1 + 40 \cdot 100 = 3910$

The total cost of model B = $250 \cdot (-1) + 5 \cdot 1 + 45 \cdot 100 = 4255$

Counting the cost. Example

		Predicted class	
		Class +	Class -
Actual class	Class +	-1	100
	Class -	1	0

Cost matrix

		Predicted class	
		Class +	Class -
Actual class	Class +	150	40
	Class -	60	250

Classifier A

		Predicted class	
		Class +	Class -
Actual class	Class +	250	45
	Class -	5	200

Classifier B

The total cost of model A = $150 * (-1) + 60 * 1 + 40 * 100 = 3910$

The total cost of model B = $250 * (-1) + 5 * 1 + 45 * 100 = 4255$

Cost matrix for different domains

- HIV diagnostic test

		Predicted class	
		Class +	Class -
Actual class	Class +	-100	10000
	Class -	10	0

Person dies untreated and infects others

Cost of additional testing plus some discomfort

Cost matrix for different domains

- Promotional mailing

		Predicted class	
		Class +	Class -
Actual class	Class +	-1000	1000
	Class -	1	0

← Loses potential revenue

↗ Cost of mailing

Cost matrix for different domains

- Loan decisions

		Predicted class	
		Class +	Class -
Actual class	Class +	-100	10
	Class -	50	0

← Looses potential revenue

↑
banruptcy

Cost matrix for different domains

- Fault diagnosis

		Predicted class	
		Class +	Class -
Actual class	Class +	-10	1
	Class -	50	0

← Additional test

↗ System failure

Cost-based classification

- Let $\{p,n\}$ be the positive and negative instance classes.
- Let $\{Y,N\}$ be the classifications produced by a classifier.
- Let $c(Y,n)$ be the cost of a false positive error.
- Let $c(N,p)$ be the cost of a false negative error.

- For an instance E ,
 - the classifier computes $p(p|E)$ and $p(n|E)=1-p(p|E)$ and
 - the decision to emit a positive classification is

$$[1-p(p|E)] * c(Y,n) < p(p|E) * c(N,p)$$